

Emissions summary

F

Emissions (CO₂e)

2,428.44 kg

Activity

87,900.63 t-km

Intensity (CO₂e/t-km)

0.0276 kg

Activity summary



Shipment

7,062 kg • 12,446.99 km



Suzhou City, Jiangsu, China (31.30169, 120.58107)

06 Oct 2024, 00:00



Nairobi, Nairobi County, Nairobi, Kenya (-1.28325, 36.81724)

Ref: 1234

Emissions

Lifecycle



Category

Emissions (CO₂e)

● Well to tank

350.46 kg 14.43%

● Tank to wheel



2,077.99 kg 85.57%

Activity



Road movement

102.33 kg >


91.37 km	Emissions (CO ₂ e)
 Sea movement 11,825.79 km General cargo	2,213.11 kg > Emissions (CO ₂ e)
 Rail movement 529.83 km Diesel	113 kg > Emissions (CO ₂ e)



Accuracy™ Overall Data Quality Indicator

A weighted average of each transport chain element's (TCE) data quality indicator.



Source: Created by  Freightways Global Solutions Ltd on 03 Dec 2024, 06:06



